


# Mobile Banking App

## How to view and download Statements

Use the Mobile Banking App to download a Statement for one of your accounts.

1

Log into the Bank of Sydney Mobile Banking App



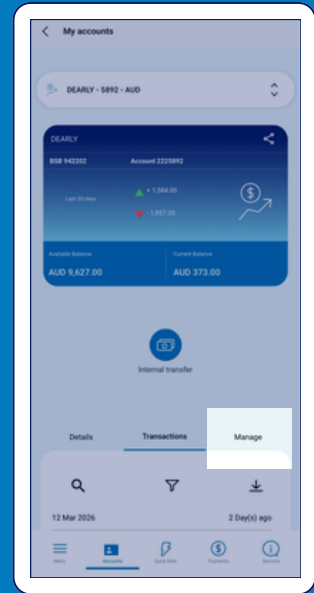
2

Tap 'Accounts' in the bottom menu and tap the account for which you would like to download a Statement for



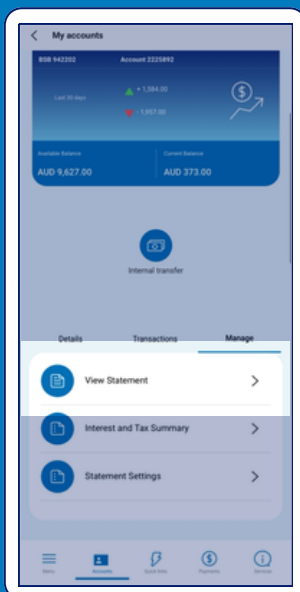
3

Scroll down and tap 'Manage'



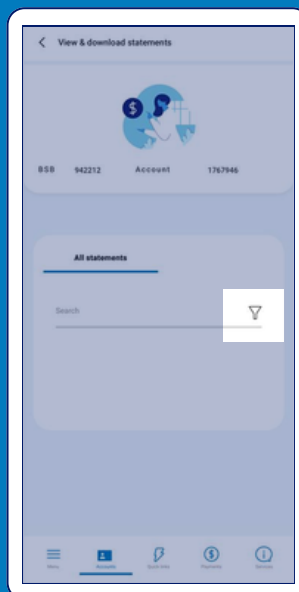
4

Tap 'View Statement'



5

(Optional): Use the funnel symbol to filter your Statements by time period



6

Tap the ↓ symbol to download your Statement as a pdf

