


How to view and download a transaction listing

Use the Mobile Banking App to download a transaction listing for one of your accounts.

1

Log into the Bank of Sydney Mobile Banking App



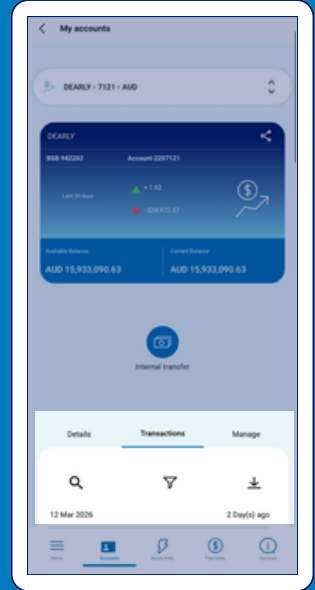
2

Tap 'Accounts' in the bottom menu and tap the account for which you would like to download a transaction listing



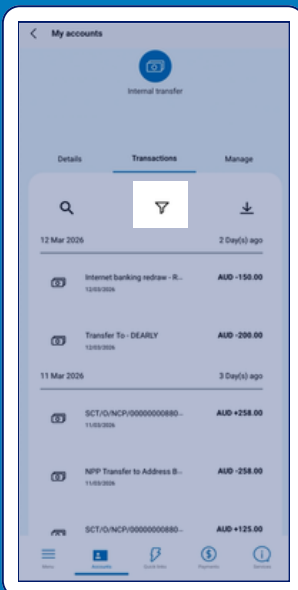
3

Scroll down to view your transactions for this account



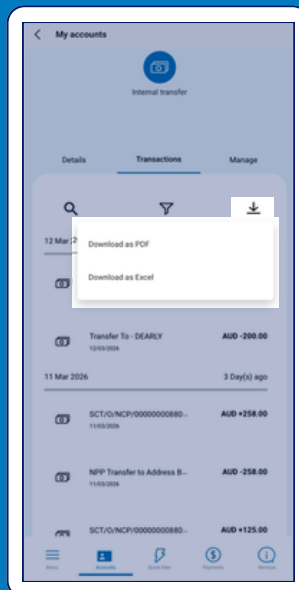
4

(Optional): Use the funnel symbol to filter transactions by a date range, type or amount



5

Tap the ↓ symbol to download your transaction listing as either a pdf or excel file



6

Your transaction listing has now been downloaded

