


Mobile Banking App

How to update your Address Details

Update your Residential, Postal and/or Work Addresses via the Bank of Sydney Mobile Banking App.

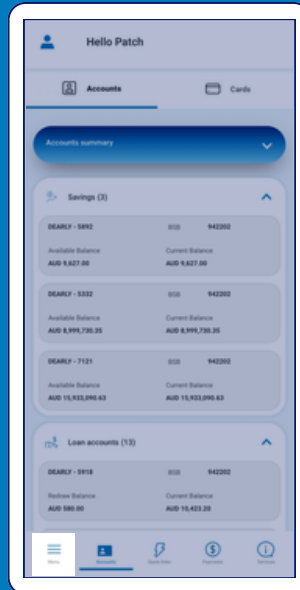
1

Log into the Bank of Sydney Mobile Banking App



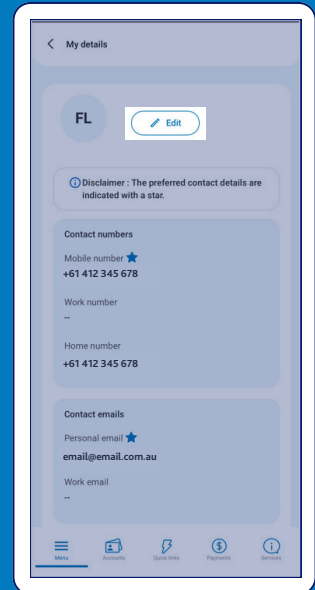
2

Tap 'Menu' in the bottom menu. Tap 'My Details' in the side menu that appears



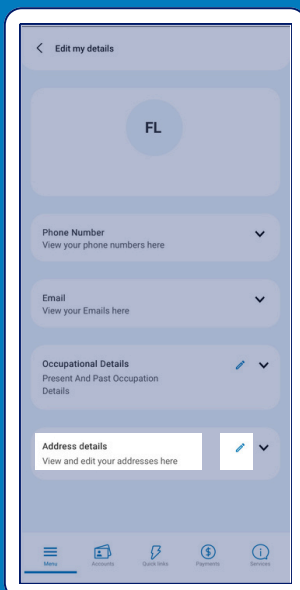
3

Tap the 'Edit' button



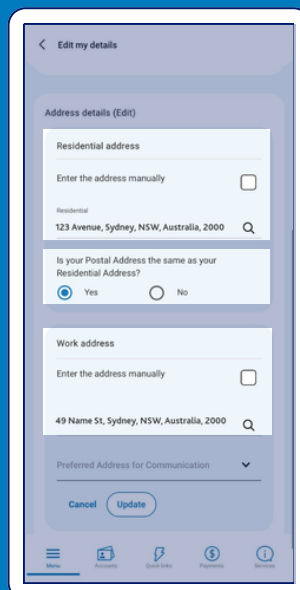
4

Tap the Edit (pencil) symbol in the 'Address details' section



5

Check and update your Residential, Postal and/or Work Addresses



6

Confirm your Preferred Address to be used for communications. Tap 'Update' and follow the prompts to save all changes

