


## Mobile Banking App

# How to Manage/Edit Recurring and Scheduled Payments

Manage or edit existing Recurring or Scheduled Payments via the Bank of Sydney Mobile Banking App.


1

Log into the Bank of Sydney Mobile Banking App



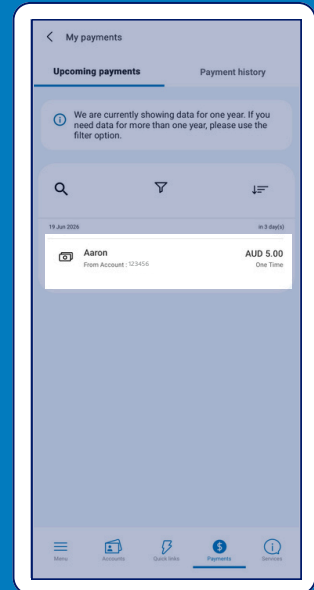
2

Tap 'Payments' in the bottom menu, and then tap 'My payments'



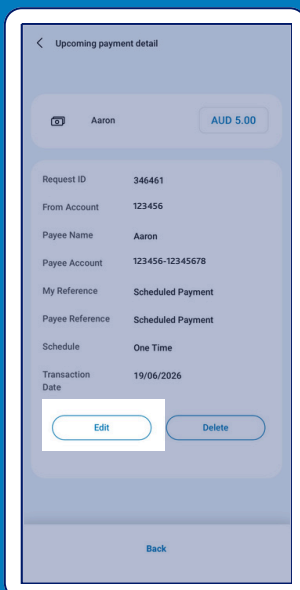
3

Your Recurring & Scheduled ('One Time') Payments will be listed. Tap the payment you would like to view



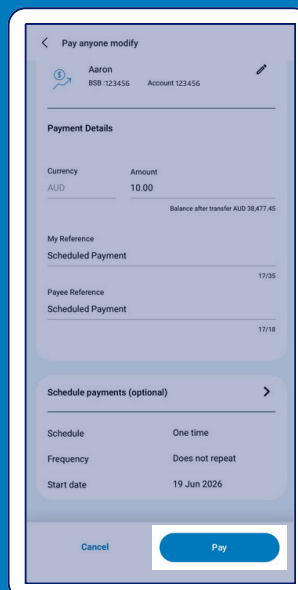
4

Tap 'Edit' to make changes to the payment



5

Amend the details of the payment as required, and click 'Pay' to save the changes



6

Review the payment details that appear, enter your mobile banking PIN and tap 'Confirm' to proceed

