


Mobile Banking App

How to manage daily payment limits

Use the Mobile Banking App to manage daily payment limits.

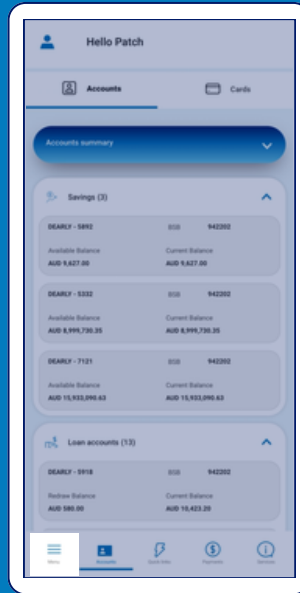
1

Log into the Bank of Sydney Mobile Banking App



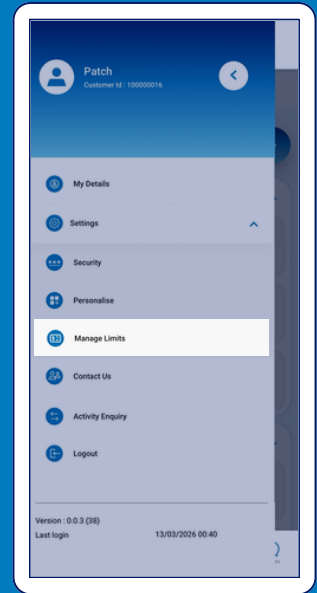
2

Tap 'Menu' in the bottom menu



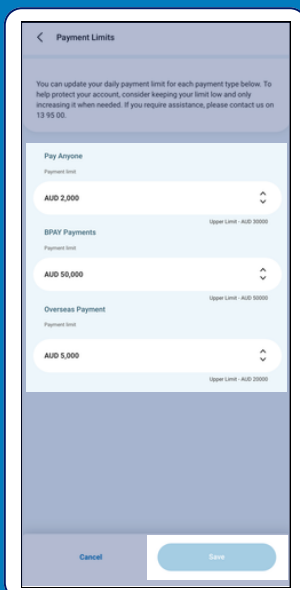
3

Tap 'Manage Limits' under the 'Settings' side panel menu that appears



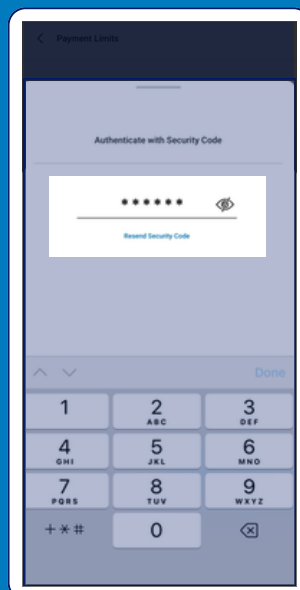
4

Use the menus to amend any Payment Limits, then tap 'Save'



5

Enter the 6-digit security code that was sent to your mobile phone, then tap 'Continue'



6

You will see the 'Success' confirmation screen and Reference ID when complete

