


Mobile Banking App

How to make a Pay Anyone Payment

Make a payment to a payee via the Bank of Sydney Mobile Banking App. Note: for some payment types, you may be required to enter a 6-digit Security Code sent to your mobile to complete the payment.

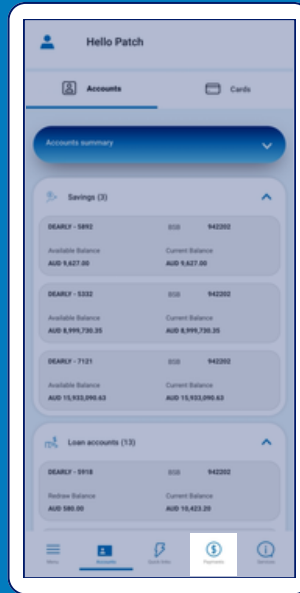
1

Log into the Bank of Sydney Mobile Banking App



2

Tap 'Payments' in the bottom menu



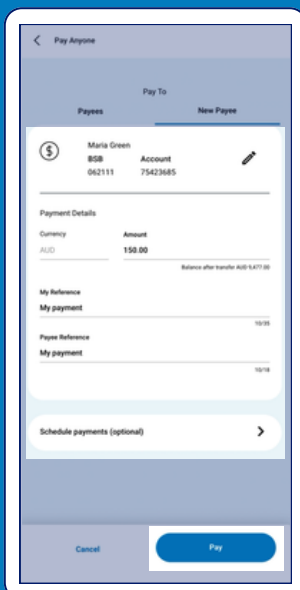
3

Tap 'Pay Anyone'



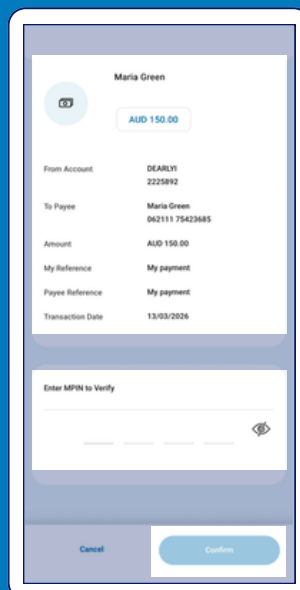
4

Fill in the relevant Payee and Payment Details then tap 'Pay'



5

Review the payment details and if correct, enter your mobile banking PIN and then tap 'Confirm'



6

You will see the 'Success' confirmation screen when complete

