

## Mobile Banking App

# How to enable quick balance

Enable quick balance on the Bank of Sydney Mobile Banking App to be able to view the balance of up to 3 chosen accounts, from the app login screen without requiring you to log in.

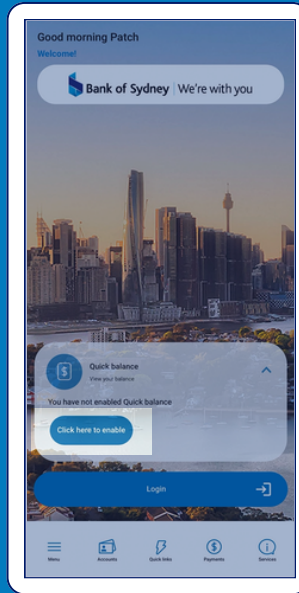
1

Tap 'Quick balance' on the Bank of Sydney Mobile Banking App Login screen



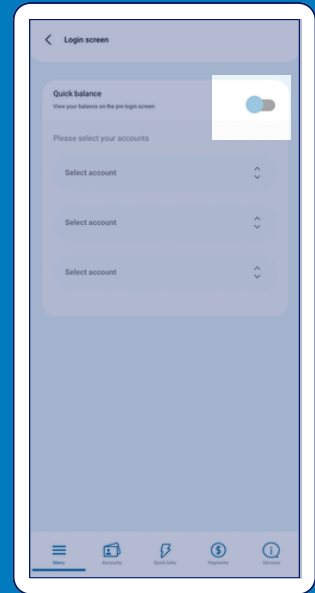
2

Tap 'Click here to enable' and log into the app when prompted



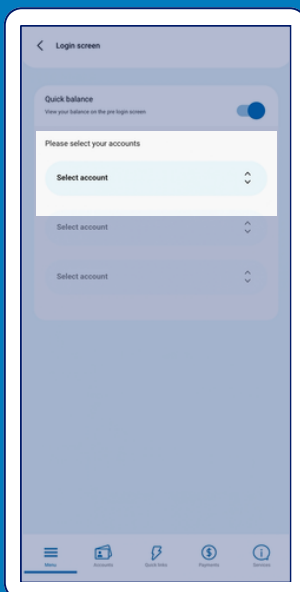
3

Switch on the 'Quick balance' toggle to enable the function



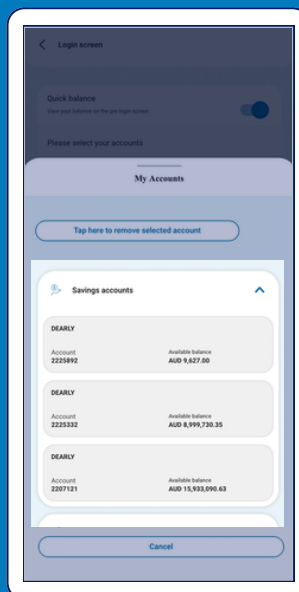
4

Select up to 3 accounts to add to the quick balance function by tapping 'Select account'



5

Select the account you would like to add via the pop up menu



6

You can now view the balance for your chosen account/s on the login screen when you tap 'Quick balance'

