


Mobile Banking App

How to Delete Recurring or Scheduled Payments

Delete an upcoming Recurring or Scheduled Payment via the Bank of Sydney Mobile Banking App.

1

Log into the Bank of Sydney Mobile Banking App



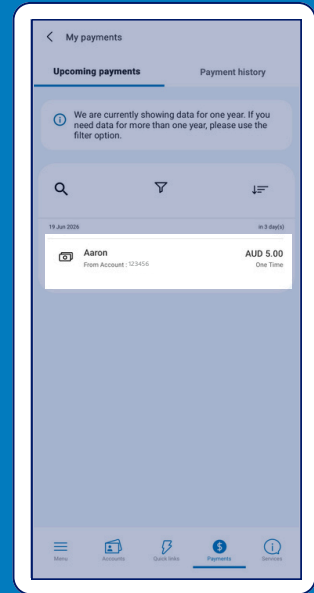
2

Tap 'Payments' in the bottom menu, and then tap 'My payments'



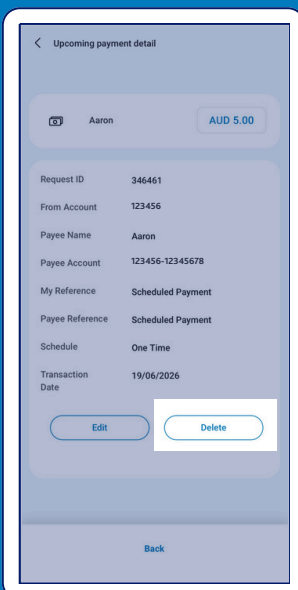
3

Your Recurring & Scheduled ('One Time') Payments will be listed. Tap the payment you would like to delete



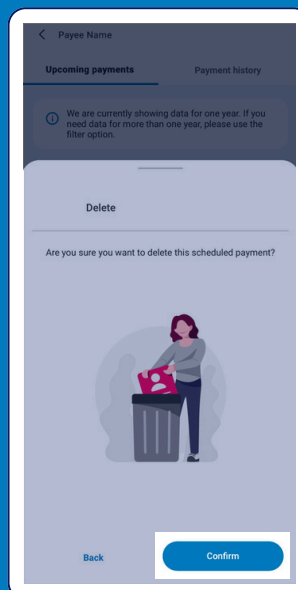
4

Tap the 'Delete' button



5

Tap the 'Confirm' button



6

You will see a 'Success' pop up window on the screen when complete

