


## Mobile Banking App

# How to customise quick links

How to customise your quick links for the Bank of Sydney Mobile Banking App.

1

Log into the Bank of Sydney Mobile Banking App



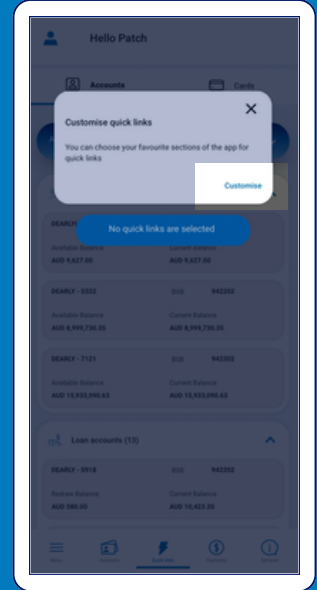
2

Tap 'Quick Links' in the bottom menu



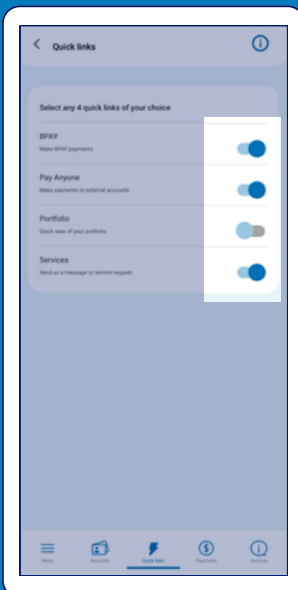
3

Tap 'Customise' in the pop up window that appears



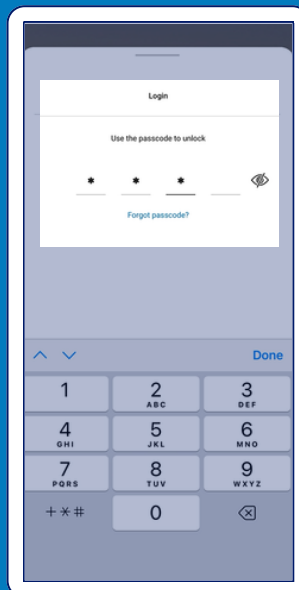
4

Switch on the toggles for the links you would like to add to your quick links



5

Restart the Bank of Sydney Mobile Banking App to apply the changes, and log back into the app



6

When you tap 'Quick Links' after restarting the app, your chosen links will now appear

