


Mobile Banking App

How to check your account balance

Use the Mobile Banking App to check your account balance and details.

1

Log into the Bank of Sydney Mobile Banking App



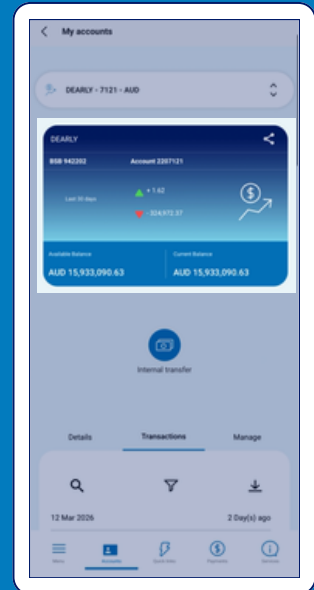
2

Tap 'Accounts' in the bottom menu and tap the account you would like to view the account details of



3

You will see a summary of account details in the blue box



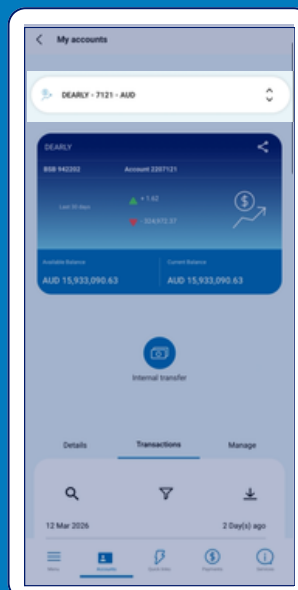
4

Scroll down the page to view further details, including transactions



5

To view another account, first tap the account menu at the top of the screen



6

Then tap the account you would like to view next

