

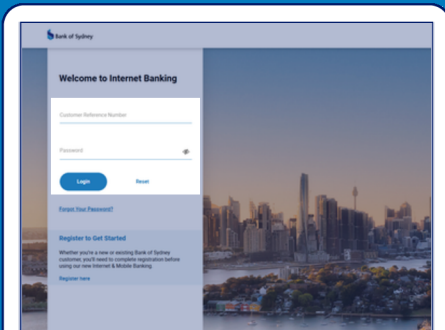
Internet Banking

How to view and download Statements

Use Internet Banking to download a Statement for one of your accounts.

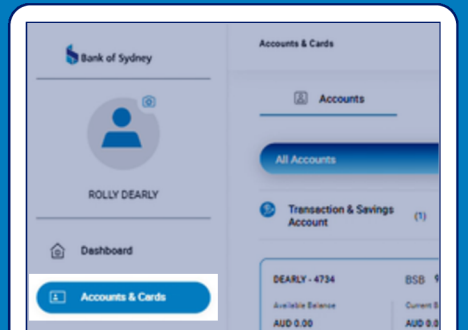
1

Log into Internet Banking via banksyd.com.au



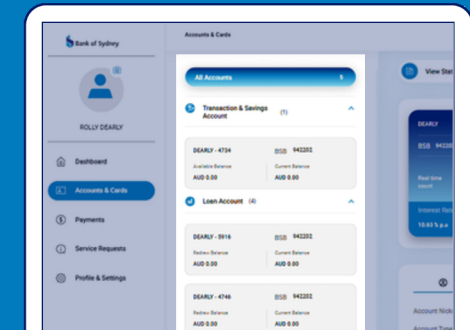
2

Click 'Accounts & Cards' in the side menu



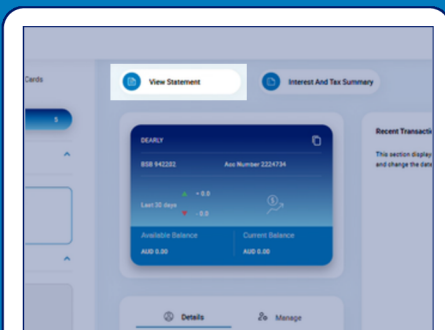
3

Select the account for which you would like to download a Statement




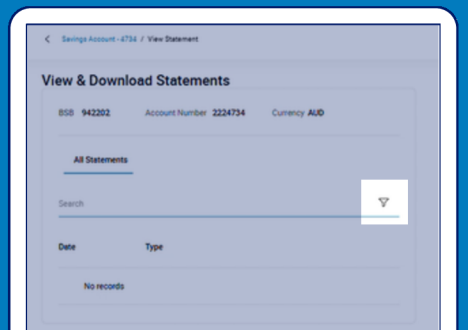
4

Click the 'View Statement' button



5

(Optional): Use the funnel  symbol to filter your Statements by time period



6

Click the  symbol to download your Statement as a pdf

