

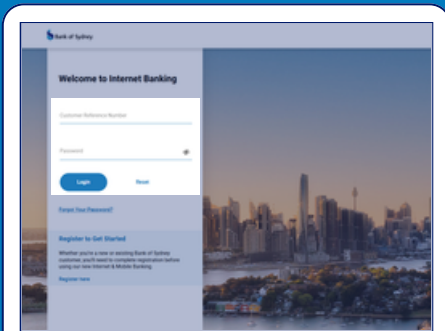
Internet Banking

How to update your address details

Update your Residential, Postal and/or Work Addresses via the Bank of Sydney Internet Banking platform.

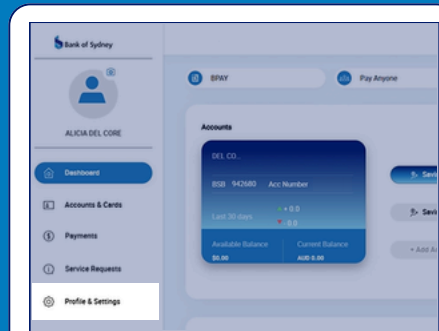
1

Log into Internet Banking via banksyd.com.au



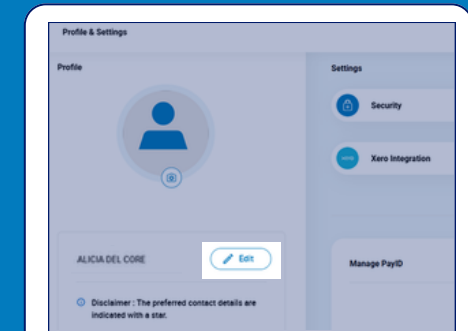
2

Click 'Profile & Settings' in the side menu



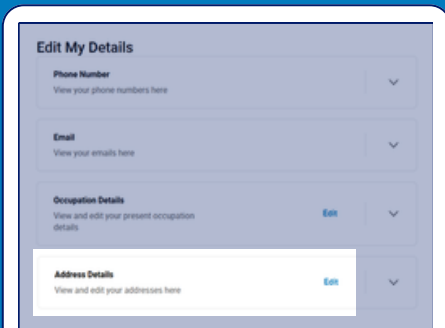
3

Click 'Edit' next to your name within the 'Profile' section of the page



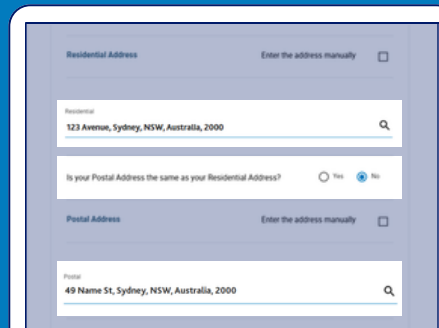
4

Click 'Edit' in the 'Address Details' field



5

Check your and update your Residential, Postal and/or Work Addresses



6

Confirm your Preferred Address which will be used for communications. Click 'Update' to save all changes

