

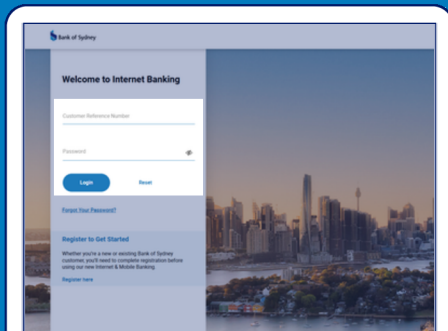
# Internet Banking

## How to submit a Service Request

Submit a Service Request via the Bank of Sydney Internet Banking platform.

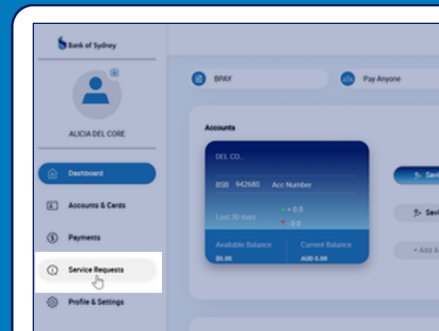
1

Log into Internet Banking via banksyd.com.au



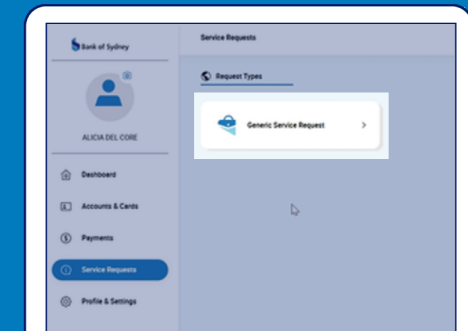
2

Click 'Service Requests' in the side menu



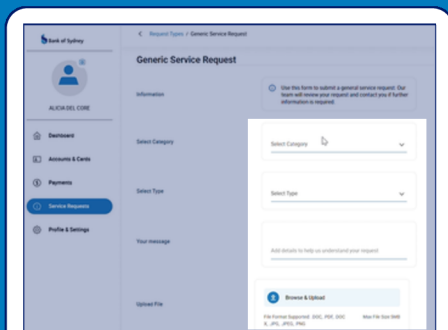
3

Select 'Generic Service Request'



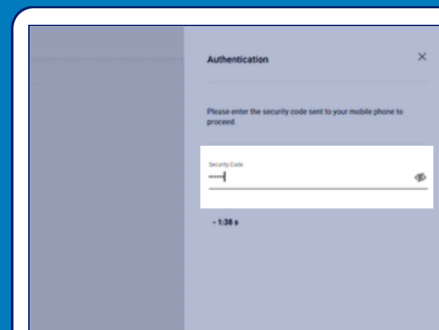
4

Fill in the Service Request form, then click 'Proceed'



5

Enter the 6-digit security code that was sent to your mobile phone, and click 'Confirm'



6

You will see the 'Successful' confirmation screen and Reference number when complete

