

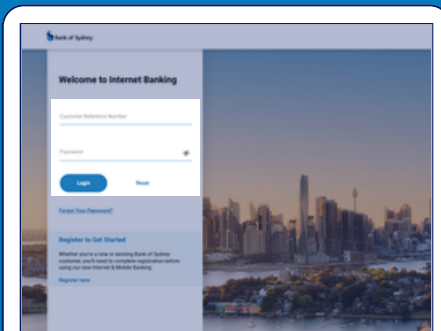
## Internet Banking

# How to manage/edit Recurring and Scheduled Payments

Manage or edit existing recurring or scheduled payments via the Bank of Sydney Internet Banking platform.

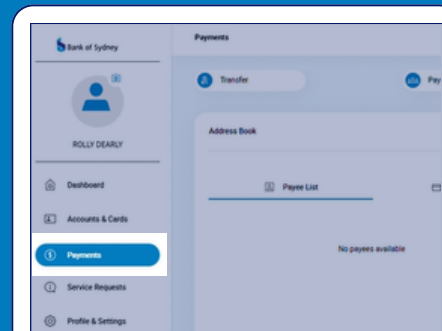
1

Log into Internet Banking via banksyd.com.au



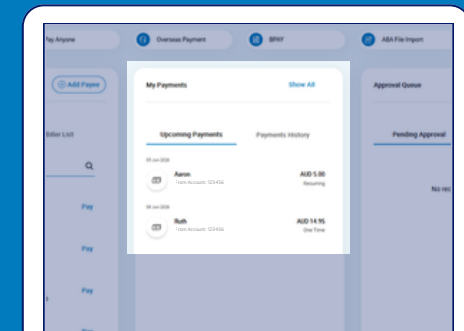
2

Click 'Payments' in the side menu



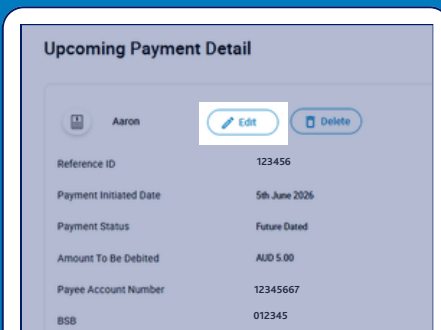
3

Your Recurring and Scheduled ('One Time') Payments will be listed in the 'My Payments' section



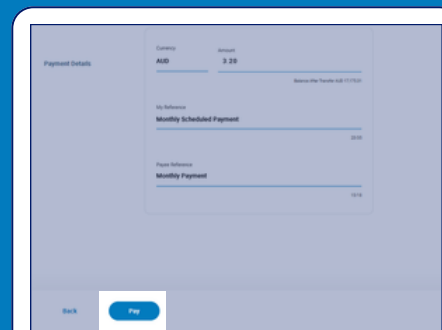
4

Click the payment that you would like to view. Click 'Edit' to make changes to the payment



5

Amend the details of the payment as required, and click 'Pay' to save the changes



6

Review the payment details in the side panel that appears, enter the Security Code sent to your mobile and click 'Confirm' to proceed

