

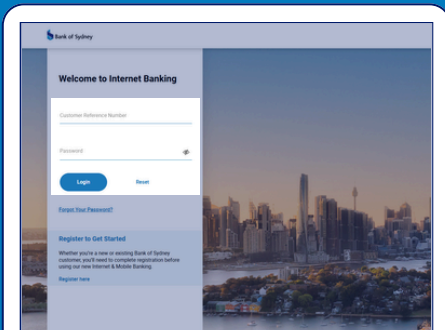
Internet Banking

How to manage daily payment limits

Manage daily payment limits via the Bank of Sydney Internet Banking platform.

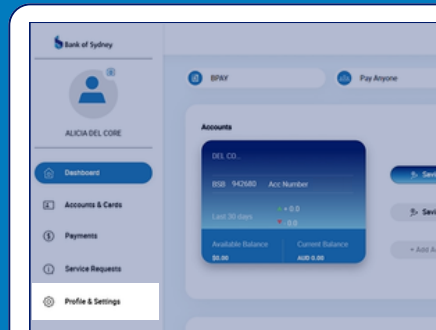
1

Log into Internet Banking via banksyd.com.au



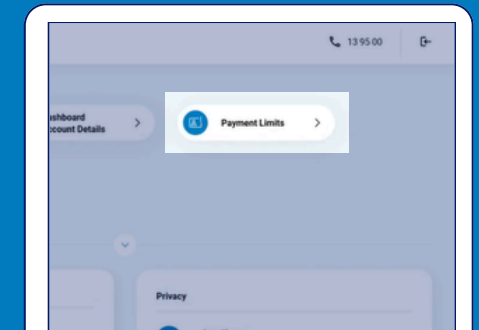
2

Click 'Profile & Settings' in the side menu



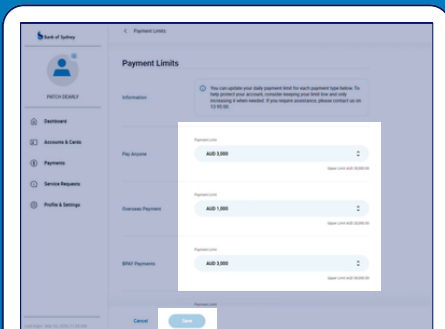
3

Click 'Payment Limits'



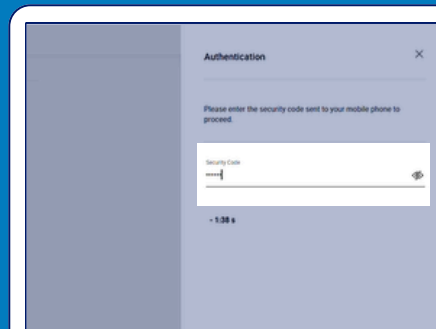
4

Use the menus to amend any Payment Limits, then tap 'Save'



5

Enter the 6-digit security code that was sent to your mobile phone, and click 'Confirm'



6

You will see the 'Successful' confirmation screen and Reference ID when complete

