

Internet Banking

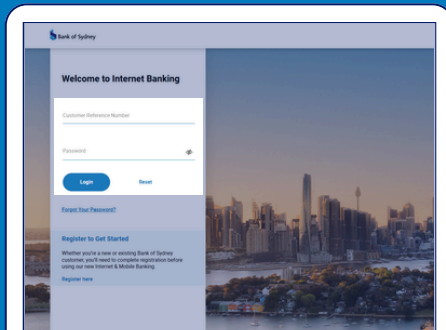
How to make a Pay Anyone Payment

Make a payment to a payee via the Bank of Sydney Internet Banking platform.

Note: for some payment types, you may be required to enter a 6-digit Security Code sent to your mobile to complete the payment.

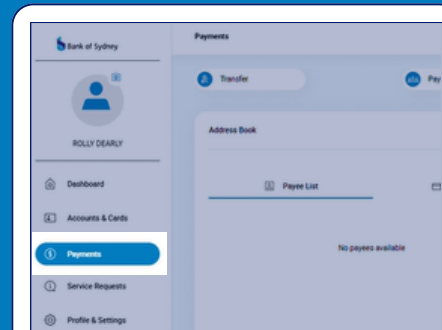
1

Log into Internet Banking via banksyd.com.au



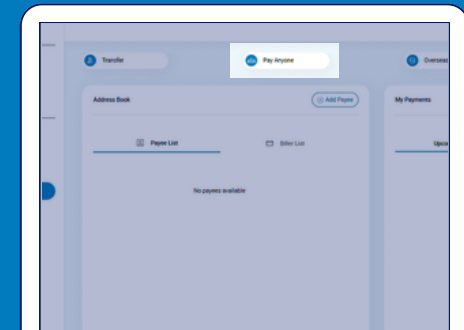
2

Click 'Payments' in the side menu



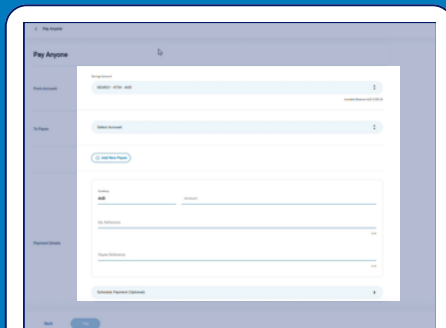
3

Click 'Pay Anyone' at the top of the page



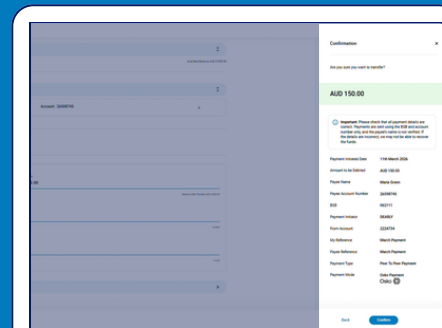
4

Fill in the relevant Payee and Payment Details then click 'Pay'



5

Review the payment details in the side panel that appears and if correct, click 'Confirm'



6

You will see the 'Success' confirmation screen in the side panel when complete

