

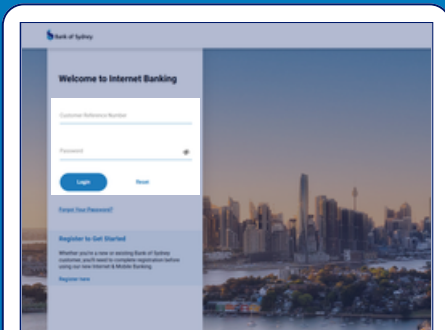
Internet Banking

How to Delete Recurring or Scheduled Payments

Delete an upcoming recurring or scheduled payment via the Bank of Sydney Internet Banking platform.

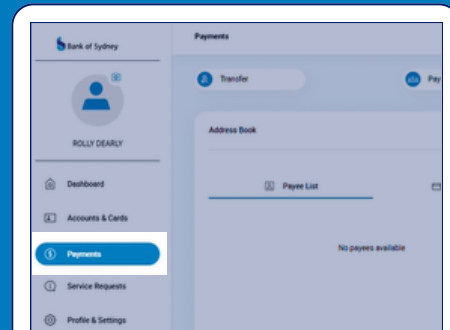
1

Log into Internet Banking via banksyd.com.au



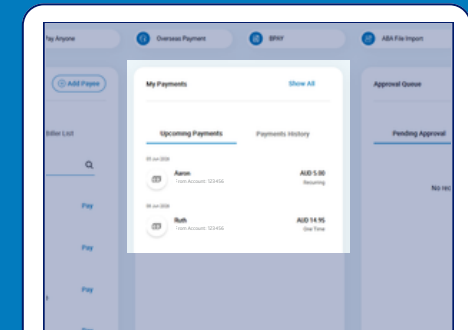
2

Click 'Payments' in the side menu



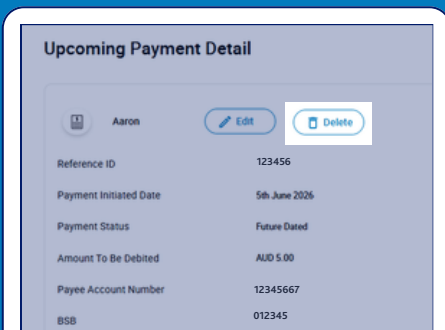
3

Your Recurring and Scheduled ('One Time') Payments will be listed in the 'My Payments' section



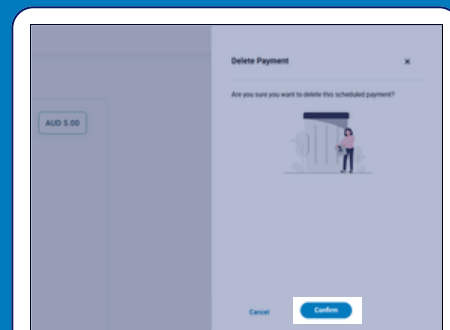
4

Click the payment that you would like to delete, and click 'Delete'



5

Click 'Confirm' in the side panel that appears



6

You will briefly see a 'Success' confirmation at the top of the screen when complete

