

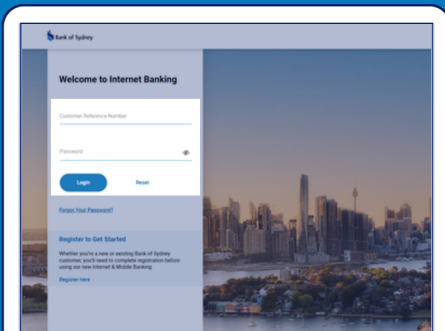
Internet Banking

How to check your account balance

Use Internet Banking to check your account balance and details.

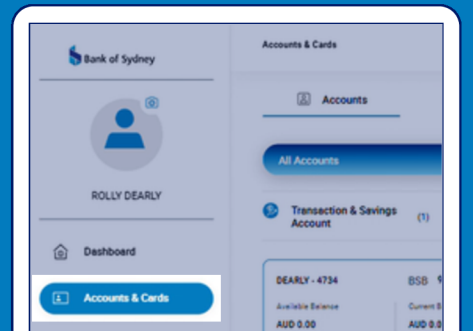
1

Log into Internet Banking via banksyd.com.au



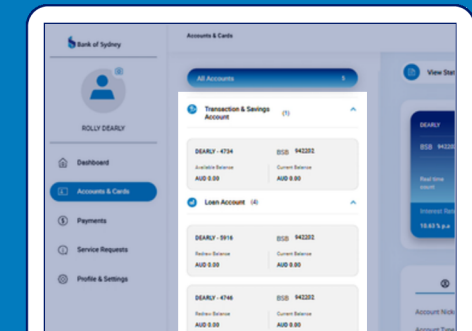
2

Click 'Accounts & Cards' in the side menu



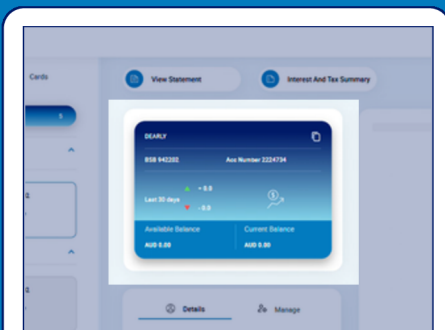
3

Select the account you would like to view the account details of



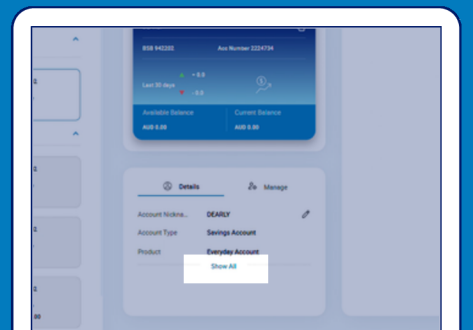
4

You will see a summary of account details in the blue box



5

To view further details, click 'Show All' in the Details section below the blue box



6

Your full account details will be displayed in the side panel that appears

